

A dark, moody photograph of a person's hands on a steering wheel. In the foreground, a tablet is visible, with a thin yellow line connecting its top edge to the steering wheel. The overall scene is dimly lit, emphasizing the driver's focus.

Your Safety *Companion*+

Everything you need to know
about Companion+ for work.

Together, we can
make the roads safer.

Contents

- 01** **What is Companion+ Telematics**
An introduction to Companion+ Telematics and why your employer has chosen us
- 02** **How it Works**
How Companion+ Telematics detects potentially risky driving events to keep you safe
- 03** **Common Questions**
Frequently asked questions or concerns regarding Companion+ Telematics

What is Companion+ Telematics

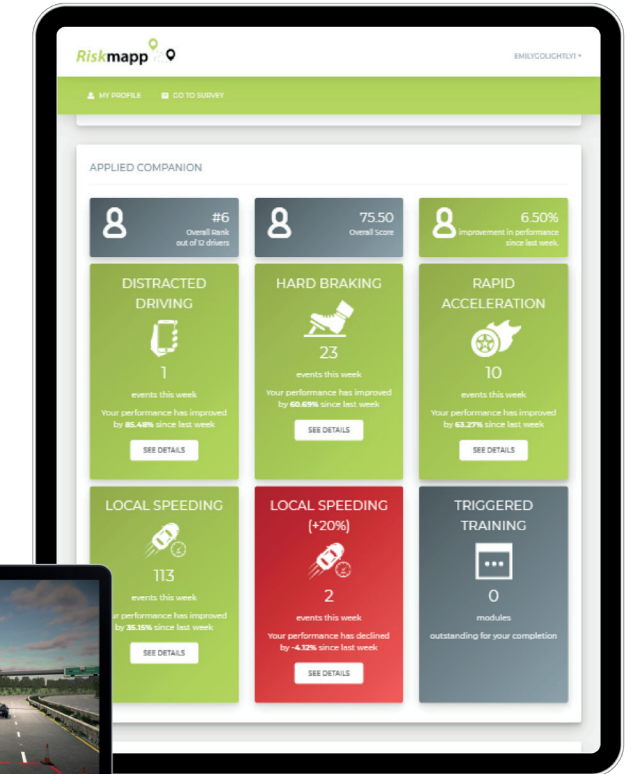
Companion+ Telematics

What is **Companion+** Telematics

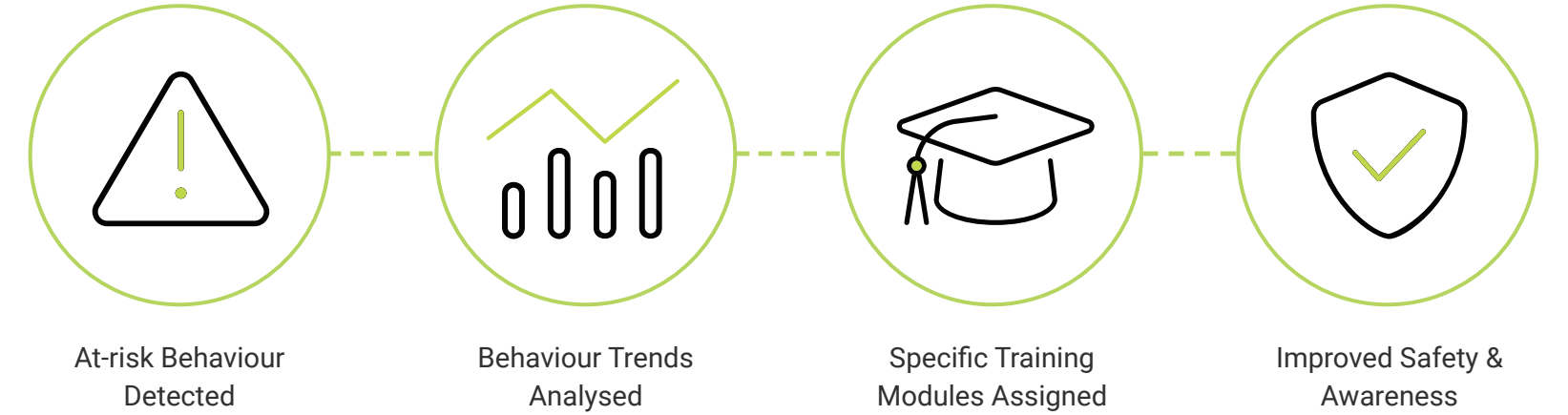
Companion+ Telematics integrates with existing telematic data feeds to increase safe driving behaviour and provide safety services.

Our online web application Riskmapp supports your development by establishing a driving behavior profile, individual to you. Based on your dynamic profile, you're Triggered Training™ to support you where you need it most. Training is encouraging, supportive and there to improve your safety.

Ensuring you're safe on the road is critical to your company; **you are their most valued asset.**



How it Works



How does it work?

The concept is simple. When you drive, Companion+ Telematics detects potentially risky driving events using the data captured from your organization's telematic unit.

Over time, Companion+ Telematics gets to know your driving behaviors and sends you messages and training to improve in areas where you might be at risk. You improve by taking the training and self-adjusting your behaviors.

All without the need to involve your manager.




Common Questions



How do I login to complete my training?

You will receive an email at the beginning of the service providing you with login details for the [Riskmapp](#) portal.




What happens if I have recently changed my vehicle?

Applied Driving receives regular data updates so it is likely we have already adjusted your profile to show the correct vehicle. If in doubt, please [email us](#) to let us know.



I have received an event notice for something that did not happen?

There are several reasons why an at-risk driving event could be detected or mis-detected. There is no need to be concerned about occasional event discrepancies as it will not impact your overall behaviour profile.



How long do I have to complete my training modules?

The time to complete is set by your organization. We recommend you complete your training as soon as possible. The closer it is completed to the actual driving event, the greater the impact. We suggest completion within seven days.

Got a Question?

If you have any immediate questions, we recommend speaking to your line manager.
If you are still having problems, please feel free to get in touch.

Contact Us

Our customer service team is available to help with any questions you might have, drop us a message by email or visit our help centre today.

[Visit Help Centre](#)